CNP 南方泵业

CDL，CDLF

50HZ

轻型立式多级离心泵

Light Vertical Multistage Centrifugal Pump

杭州南方特种泵业有限公司（杭州南方特种泵厂）

Hangzhou Nanfang Special Pump Industry Co.,Ltd.（Hangzhou Nanfang Special Pump Factory）

目 录 Content

CNP 南方泵业

总 体 数 据

性能范围 · · · · · · · · · · · · · · · · · · 3
产品范围 · · · · · · · · · · · · · · · · · · 3
应用 · 4
运行条件 · · · · · · · · · · · · · · · · · · 4
泵 · 4
电机 · 4
材料 CDL,CDLF1,2,3,4,8,16 · · · · · · · · 5
材料 CDL,CDLF32,42,65,85 · · · · · · · 7
型号含义 · · · · · · · · · · · · · · · · · · 8
最大进口压力 · · · · · · · · · · · · · · · · 9
最大工作压力 · · · · · · · · · · · · · · · · 9
性能曲线 · · · · · · · · · · · · · · · · · · 10
最小进口压力 · · · · · · · · · · · · · · · · 11
并联运行 · · · · · · · · · · · · · · · · · · 11

General Data

Performance scope · · · · · · · · · · · · 3
Product range · · · · · · · · · · · · · · · 3
Application · · · · · · · · · · · · · · · · 4
Operation conditions · · · · · · · · · · · 4
Pump · 4
Electric Motor · · · · · · · · · · · · · · · 4
Material CDL,CDLF1,2,3,4,8,16 · · · · · 5
Material CDL,CDLF32,42,65,85 · · · · 7
Definition of Model · · · · · · · · · · · · 8
Max inlet pressure · · · · · · · · · · · · 9
Max working pressure · · · · · · · · · · 9
Performance curve · · · · · · · · · · · · 10
Min.inlet pressure · · · · · · · · · · · · 11
Operation in parallel · · · · · · · · · · · · · · · 11

技 术 数 据

CDL,CDLF1 · · · · · · · · · · · · · · · · 12
CDL,CDLF2 · · · · · · · · · · · · · · · · 13
CDL,CDLF3 · · · · · · · · · · · · · · · · 14
CDL,CDLF4 · · · · · · · · · · · · · · · · 15
CDL,CDLF8 · · · · · · · · · · · · · · · · 16
CDL,CDLF16 · · · · · · · · · · · · · · · · 17
CDL,CDLF32 · · · · · · · · · · · · · · · · 18
CDL,CDLF42 · · · · · · · · · · · · · · · · 19
CDL,CDLF65 · · · · · · · · · · · · · · · · 20
CDL,CDLF85 · · · · · · · · · · · · · · · · 21

Technical Data

CDL,CDLF1 · · · · · · · · · · · · · · · · 12
CDL,CDLF2 · · · · · · · · · · · · · · · · 13
CDL,CDLF3 · · · · · · · · · · · · · · · · 14
CDL,CDLF4 · · · · · · · · · · · · · · · · 15
CDL,CDLF8 · · · · · · · · · · · · · · · · 16
CDL,CDLF16 · · · · · · · · · · · · · · · · 17
CDL,CDLF32 · · · · · · · · · · · · · · · · 18
CDL,CDLF42 · · · · · · · · · · · · · · · · 19
CDL,CDLF65 · · · · · · · · · · · · · · · · 20
CDL,CDLF85 · · · · · · · · · · · · · · · · 21

性能范围 / Performance scope

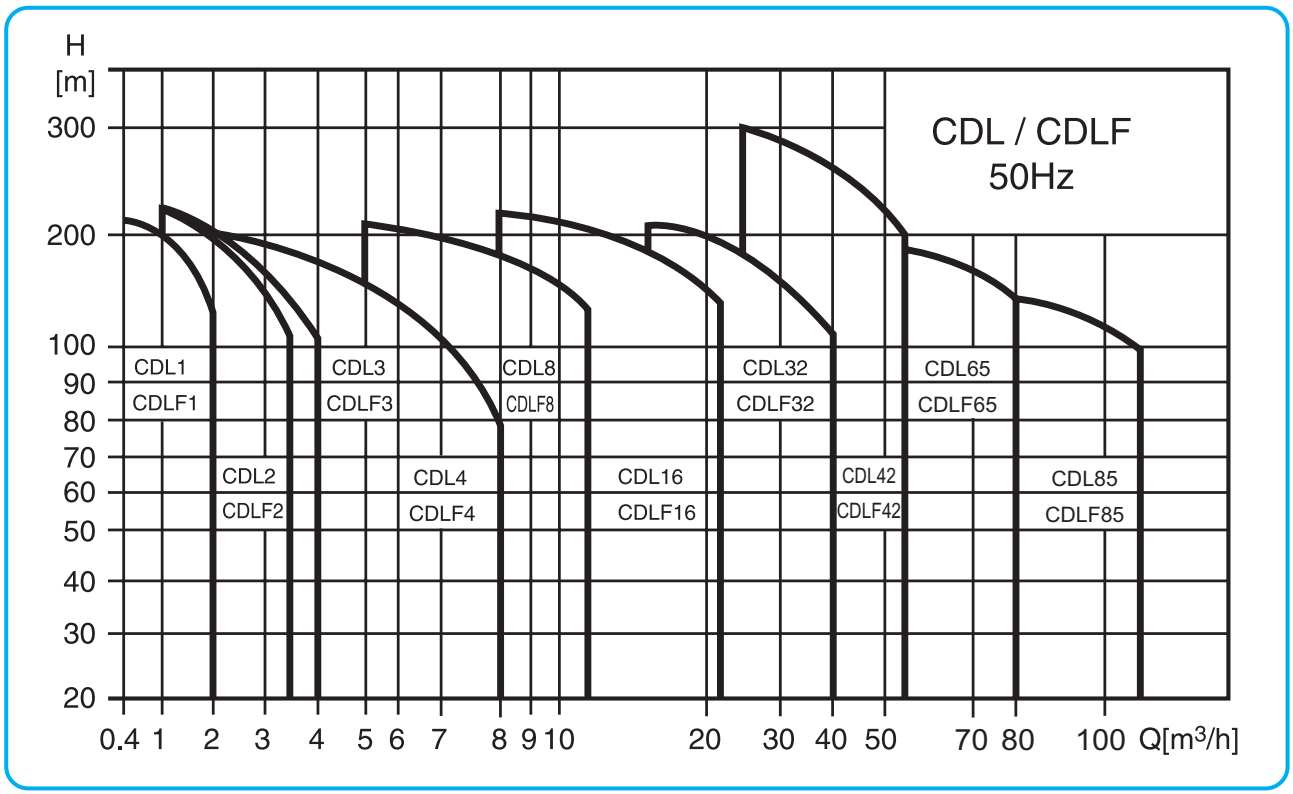

产品范围 / Product range

说明 / Description	CDL1	CDL2	CDL3	CDL4	CDL8	CDL16	CDL32	CDL42	CDL65	CDL85
额定流量 /Rated flow [m³/h]	1	2	3	4	8	16	32	42	65	85
额定流量 /Rated flow [l/s]	0.28	0.56	0.83	1.1	2.2	4.4	8.9	11.7	18	24
流量范围 /Flow range [m³/h]	0.4 ~ 2	1 ~ 3.5	1.2 ~ 4	1.5 ~ 8	5 ~ 12	8 ~ 22	16 ~ 40	25 ~ 55	30 ~ 80	50 ~ 110
流量范围 /Flow range [l/s]	0.11 ~ 0.56	0.28 ~ 0.97	0.33 ~ 1.1	0.42 ~ 2.2	1.4 ~ 3.3	2.2 ~ 6.1	4.4 ~ 11.1	6.9 ~ 15.3	8.3 ~ 22.2	13.8 ~ 30.5
最大压力 /Max. pressure [bar]	21	23	22	21	21	22	26	30	22	17
电机功率 /Motor power [kW]	0.37 ~ 2.2	0.37 ~ 3	0.37 ~ 3	0.37 ~ 4	0.75 ~ 7.5	2.2 ~ 15	1.5 ~ 30	3.0 ~ 45	4.0 ~ 45	5.5 ~ 45
温度范围 /Temperature range [℃]	−15 ~ +120									
最高效率 /Max. efficiency [%]	44	46	54	59	64	70	76	78	80	81
类型 /Type										
CDL	●	●	●	●	●	●	●	●	●	●
CDLF	●	●	●	●	●	●	●	●	●	●
CDL 管路联接 /CDL Pipe connection										
DIN 法兰 /DIN Flange	DN25	DN25	DN25	DN32	DN40	DN50	DN65	DN80	DN100	DN100
椭圆法兰 /oval Flange	G1	G1	G1	G1 1/4	G1 1/2					
CDLF 管路联接 /CDLF Pipe connection										
DIN 法兰 /DIN Flange	DN25	DN25	DN25	DN32	DN40	DN50	DN65	DN80	DN100	DN100
卡套接头 /Cutting ferrule joint	●	●	●	●	●	●				
管螺纹 /Pipe thread	●	●	●	●	●	●				

应 用

CDL/CDLF 是一种多功能产品，可以输送从自来水到工业液体的各种不同介质，适应于不同温度、流量和压力范围，CDL 适用于无腐蚀性液体，CDLF 适用于轻度腐蚀性液体。

- 供水：水厂过滤与输送、水厂分区送水、主管增压、高层建筑增压。
- 工业增压：流程水系统、清洗系统、高压冲洗系统、消防系统。
- 工业液体输送：冷却和空调系统、锅炉给水和冷凝系统、机床配套、酸和碱。
- 水处理：超滤系统、反渗透系统、蒸馏系统、分离器、游泳池。
- 灌溉：农田灌溉、喷灌、滴灌。

运 行 条 件

- 稀薄、干净、非易燃易爆并不含固体颗粒或纤维的液体。
- 液体温度：常温型 − 15℃ 至 + 70℃
  热水型 + 70℃ 至 + 120℃
- 环境温度：最高 + 40℃
- 海拔：最高 1000m

泵

CDL/CDLF 为安装标准电机的非自吸立式多级离心泵，电机轴通过泵头用联轴器直接与泵轴联接，拉杆螺栓将耐压筒、过流部件固定在泵头和进出水段之间，泵进出水口在泵底同一直线上；本泵可根据需要配置智能保护器，对泵干转、缺相、过载等进行有效保护。

电机

- 电机为全封闭，风冷式二极标准电机。
- 防护等级：IP55
- 绝缘等级：F
- 标准电压，50Hz：1x220−230/240V
  3x200−220/346−380V
  3x220−240/380−415V
  3x380−415V

Application

CDL/CDLF is a kind of multifunctional products. It can be used to convey various medium from tap water to industrial liquid at different temperature and with different flow rate and pressure. CDL type is applicable to conveying non-corrosive liquid, while CDLF is suitable for slightly corrosive liquid.

- Water supply: Water filter and transport in Waterworks, boosting of main pipeline, boosting in high-rise buildings.
- Industrial boosting: Process flow water system, cleaning system, high-pressure washing system, fire fighting system
- Industrial liquid conveying: Cooling and air-conditioning system, boiler water supply and condensing system, machine-associated purpose, acids and alkali
- Water treatment: Ultrafiltration system, reverse osmosis system, distillation system, separator, swimming pool
- Irrigation: Farmland irrigation, spray irrigation, dripping irrigation

Operation conditions

- Thin, clean, non-flammable and non-explosive liquid containing no solid granules and fibers.
- Liquid temperature:
  Normal temperature type: −15℃ ~ +70℃,
  Hot water type: +70℃ ~ +120℃
- Ambient temperature: up to + 40℃
- Altitude: up to 1000m

Pump

CDL/CDLF is a kind of vertical non-self priming multistage centrifugal pump, which is driven by a standard electric motor. The motor output shaft directly connects with the pump shaft through a coupling. The pressure-resistant cylinder and flow passage components are fixed between pump head and in-and outlet section with tie-bar bolts. The inlet and outlet are located at the pump bottom at the same plane. This kind of pump can be equipped with an intelligent protector to effectively prevent it from dry-running, out-of-phase and overload.

Electric motor

- Full-enclosed air-blast two-pole standard motor
- Protection class: IP55
- Insulation class: F
- Standard voltage, 50Hz: 1x220−230/240V
  3x200−220/346−380V
  3x220−240/380−415V
  3x380−415V

截面图 / Section drawing CDL, CDLF1, 2, 3, 4

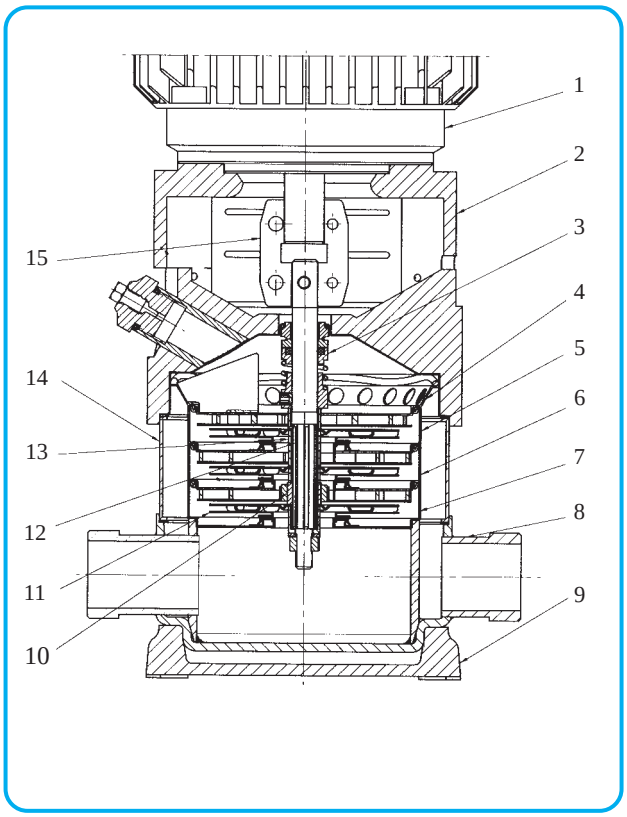

材 料 / Material CDL, CDLF1, 2, 3, 4

序号 No.	名称 / Name	材料 / Material	AISI/ASTM
1	电机 Electric motor		
2	泵头 Pump head	铸铁 Cast iron	ASTM25B
3	机械密封 Mechanical seal		
4	出水导叶 Water-out guide vane	不锈钢 Stainless steel	AISI304
5	支撑导叶 Support guide vane	不锈钢 Stainless steel	AISI304
6	导叶 Guide vane	不锈钢 Stainless steel	AISI304
7	导流器 Inducer	不锈钢 Stainless steel	AISI304
9	底座 Base frame	铸铁 Cast iron	ASTM25B
10	轴承 Bearing	碳化钨 Tungsten carbide	
11	叶轮 Impeller	不锈钢 Stainless steel	AISI304
12	轴 Shaft	不锈钢 Stainless steel	AISI316
13	叶轮隔套 Impeller separating sleeve	不锈钢 Stainless steel	AISI304
14	耐压筒 Pressure-resistant cylinder	不锈钢 Stainless steel	AISI304
15	联轴器 Coupling	碳钢 Carbon steel	
	橡胶零件 Rubber parts	FPM	
CDL			
8	进出水段 Inlet and outlet section	铸铁 Cast iron	ASTM25B
CDLF			
8	进出水段 Inlet and outlet section	不锈钢 Stainless steel	AISI304

截面图 / Section drawing CDL, CDLF8,16

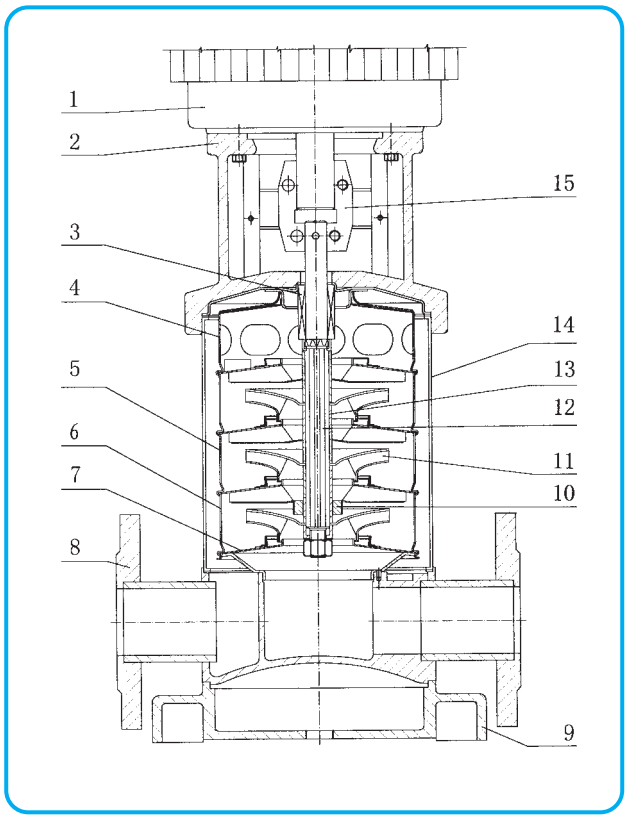

材 料 / Material CDL, CDLF8,16

序号 No.	名称 / Name	材料 / Material	AISI/ASTM
1	电机 Electric motor		
2	泵头 Pump head	铸铁 Cast iron	ASTM25B
3	机械密封 Mechanical seal		
4	出水导叶 Water-out guide vane	不锈钢 Stainless steel	AISI304
5	支撑导叶 Support guide vane	不锈钢 Stainless steel	AISI304
6	导叶 Guide vane	不锈钢 Stainless steel	AISI304
7	导流器 Inducer	不锈钢 Stainless steel	AISI304
9	底座 Base frame	铸铁 Cast iron	ASTM25B
10	轴承 Bearing	碳化钨 Tungsten carbide	
11	叶轮 Impeller	不锈钢 Stainless steel	AISI304
12	轴 Shaft	不锈钢 Stainless steel	AISI316
13	叶轮隔套 Impeller separating sleeve	不锈钢 Stainless steel	AISI304
14	耐压筒 Pressure-resistant cylinder	不锈钢 Stainless steel	AISI304
15	联轴器 Coupling	碳钢 Carbon steel	
	橡胶零件 Rubber parts	FPM	
CDL			
8	进出水段 Inlet and outlet section	铸铁 Cast iron	ASTM25B
CDLF			
8	进出水段 Inlet and outlet section	不锈钢 Stainless steel	AISI304

截面图 / Section drawing CDL, CDLF32, 42, 65, 85

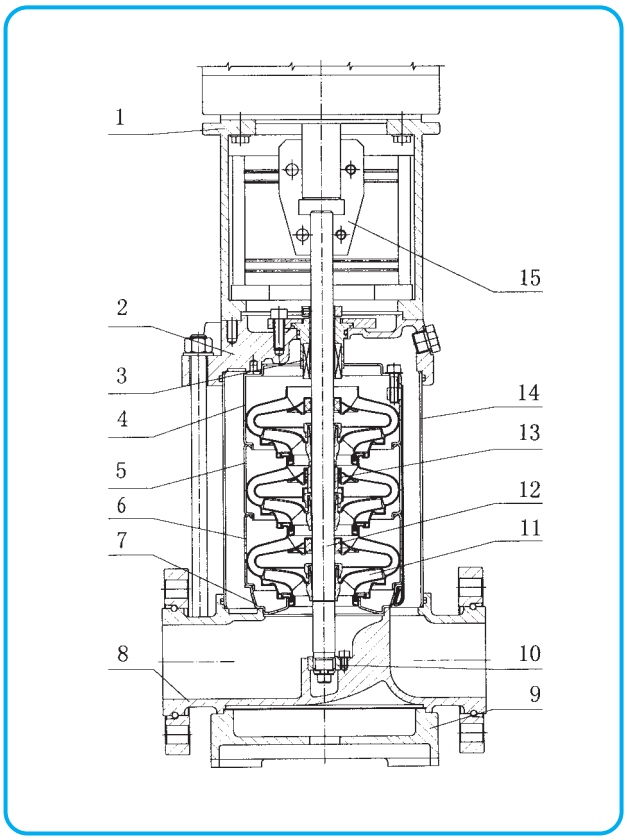

材 料 / Material CDL, CDLF32, 42, 65, 85

序号 No.	名称 / Name	材料 / Material	AISI/ASTM
1	支架 Bracket	铸铁 Cast iron	ASTM25B
3	机械密封 Mechanical seal		
4	出水导叶 Water-out guide vane	不锈钢 Stainless steel	AISI304
5	支撑导叶 Support guide vane	不锈钢 Stainless steel	AISI304
6	导叶 Guide vane	不锈钢 Stainless steel	AISI304
7	导流器 Inducer	不锈钢 Stainless steel	AISI304
9	底座 Base framex	铸铁 Cast iron	ASTM25B
10	下轴承 Bottom bearing	碳化钨 Tungsten carbide	
11	叶轮 Impeller	不锈钢 Stainless steel	AISI304
12	轴 Shaft	不锈钢 Stainless steel	AISI316
13	中间轴套 Intermediate-shaft sleeve	碳化钨 Tungsten carbide	
14	耐压筒 Pressure-resistant cylinder	不锈钢 Stainless steel	AISI304
15	联轴器 Coupling	碳钢 Carbon steel	
	橡胶零件 Rubber parts	FPM/EPDM	
CDL			
2	泵头 Pump head	铸铁 Cast iron	ASTM25B
8	进出水段 Inlet and outlet section	铸铁 Cast iron	ASTM25B
CDLF			
2	泵头 Pump head	不锈钢 Stainless steel	AISI304
8	进出水段 Inlet and outlet section	不锈钢 Stainless steel	AISI304

型 号 含 义

CDL，CDLF 1，2，3，4，8 和 16

CDL F 8 – 20 / 1

- 1：叶轮数
- 20：级数 × 10
- 8：额定流量 m^3/h
- F：（普通型略）过流部件为不锈钢 304 或 316
- CDL：轻型立式多级离心泵

CDL，CDLF 32，42，65 和 85

CDL F 32 – 80 – 2

- 2：小叶轮数
- 80：级数 × 10
- 32：额定流量 m^3/h
- F：（普通型略）过流部件为不锈钢 304 或 316
- CDL：轻型立式多级离心泵

Definition of Model

CDL，CDLF 1，2，3，4，8 and 16

CDL F 8 – 20 / 1

- 1：Number of impeller
- 20：Stage × 10
- 8：Rated flow m^3/h
- F：(Common type omitted) Flow passage components are of stainless steel 304 or 316
- CDL：Light vertical multistage centrifugal pump

CDL，CDLF 32，42，65 and 85

CDL F 32 – 80 – 2

- 2：Number of small impeller
- 80：Stage × 10
- 32：Rated flow m^3/h
- F：(Common type omitted) Flow passage components are of stainless steel 304 or 316
- CDL：Light vertical multistage centrifugal pump

最大进口压力

下表为最大进口压力，但是实际的进口压力＋泵闭阀压力必须低于最大允许工作压力。

Max inlet pressure

The maximum inlet pressure is shown in the table below. But the actual inlet pressure plus the valve close pressure of the pump shall be lower than the max. allowable working pressure.

型 号 Model	最大进口压力 Max inlet pressure
CDL,CDLF1	
CDL,CDLF1-20 ~ 1-80	6 [bar]
CDL,CDLF1-90 ~ 1-360	10 [bar]
CDL,CDLF2	
CDL,CDLF2-20	6 [bar]
CDL,CDLF2-30 ~ 2-110	10 [bar]
CDL,CDLF2-130 ~ 2-260	15 [bar]
CDL,CDLF3	
CDL,CDLF3-20 ~ 3-50	6 [bar]
CDL,CDLF3-60 ~ 3-290	10 [bar]
CDL,CDLF3-310 ~ 3-360	15 [bar]
CDL,CDLF4	
CDL,CDLF4-20	6 [bar]
CDL,CDLF4-30 ~ 4-100	10 [bar]
CDL,CDLF4-120 ~ 4-220	15 [bar]
CDL,CDLF8	
CDL,CDLF8-20/1 ~ 8-60	6 [bar]
CDL,CDLF8-80 ~ 8-200	10 [bar]
CDL,CDLF16	
CDL,CDLF16-20 ~ 16-30	6 [bar]
CDL,CDLF16-40 ~ 16-160	10 [bar]
CDL,CDLF32	
CDL,CDLF32-10-1 ~ 32-20-2	3 [bar]
CDL,CDLF32-20 ~ 32-40	4 [bar]
CDL,CDLF32-50-2 ~ 32-100	10 [bar]
CDL,CDLF32-110-2 ~ 32-140	15 [bar]
CDL,CDLF42	
CDL,CDLF42-10-1	3 [bar]
CDL,CDLF42-10 ~ 42-20	4 [bar]
CDL,CDLF42-30-2 ~ 42-50	10 [bar]
CDL,CDLF42-60-2 ~ 42-130-2	15 [bar]
CDL,CDLF65	
CDL,CDLF65-10-1 ~ 65-20-2	4 [bar]
CDL,CDLF65-20-1 ~ 65-30	10 [bar]
CDL,CDLF65-40-2 ~ 65-80-1	15 [bar]
CDL,CDLF85	
CDL,CDLF85-10-1 ~ 85-10	4 [bar]
CDL,CDLF85-20-2 ~ 85-30-2	10 [bar]
CDL,CDLF85-30-1 ~ 85-60	15 [bar]

最大工作压力 / Max working pressure

型 号 Model	曲 线 号 Curve number
CDL,CDLF1	
CDL,CDLF1-20 ~ 1-230	1
CDL,CDLF1-250 ~ 1-360	2
CDL,CDLF2	
CDL,CDLF2-20-150	1
CDL,CDLF2-180 ~ 2-260	2
CDL,CDLF3	
CDL,CDLF3-20 ~ 3-230	1
CDL,CDLF3-250 ~ 3-360	2
CDL,CDLF4	
CDL,CDLF4-20 ~ 4-160	1
CDL,CDLF4-190 ~ 4-220	2
CDL,CDLF8	
CDL,CDLF8-20/1 ~ 8-120	1
CDL,CDLF8-140 ~ 8-200	3
CDL,CDLF16	
CDL,CDLF16-20 ~ 16-80	1
CDL,CDLF16-100 ~ 16-160	3
CDL,CDLF32	
CDL,CDLF32-10-1 ~ 32-70	1
CDL,CDLF32-80-2 ~ 32-120	4
CDL,CDLF32-130 ~ 32-140	5
CDL,CDLF42	
CDL,CDLF42-10-1 ~ 42-60	1
CDL,CDLF42-70-2 ~ 42-90	4
CDL,CDLF42-100-2 ~ 42-130-2	5
CDL,CDLF65	
CDL,CDLF65-10-1 ~ 65-50	1
CDL,CDLF65-60-2 ~ 65-80-1	4
CDL,CDLF85	
CDL,CDLF85-10-1 ~ 85-50-2	1
CDL,CDLF85-50 ~ 85-60	4

下图表示压力和温度的极限，压力和温度须在所示范围内。

The following figure shows the limitation of pressure and temperature, which shall be kept within the region as shown in the figure.

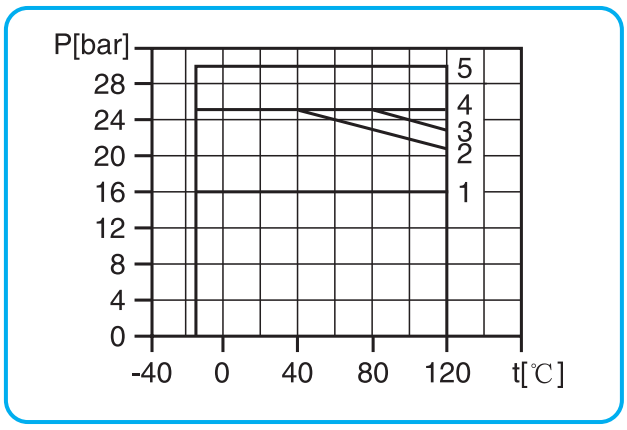

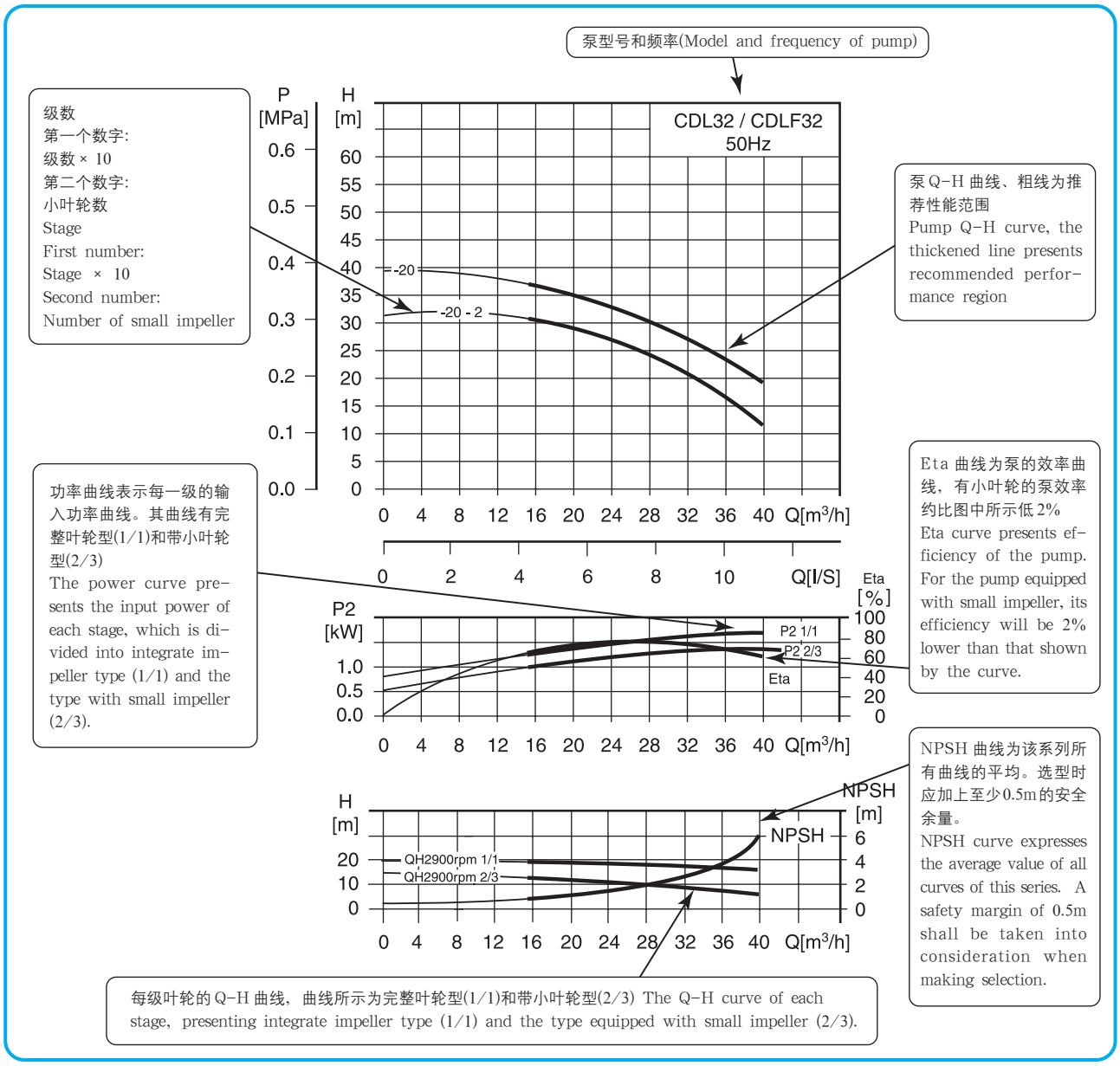

性能曲线

下列说明适用于后面所示的曲线:

1、所有曲线都基于 3 × 380 ~ 415V，电机在恒速 2900rpm 的测量值。

2、曲线容差符合 ISO9906，附录 A。

3、测试采用 20℃ 不含空气的水，运动粘度为 1mm²/s。

4、泵的使用参照加粗曲线的性能范围，以防流量过小产生过热和流量过大使电机过载等。

Performance curve

Following conditions are suitable for the performance curves shown bellow

1. All the performance curves are based on the measured values of a motor 3 × 380V ~ 415V at a constant speed of 2900 rpm.

2. Curve tolerance in conformity with ISO9906, appendix A.

3. Measurement is done with 20 ℃ air-free water, kinematic viscosity of 1mm² /sec.

4. The operation of pump shall refer to the performance region indicated by the thickened curve to prevent overheating due to too small flow rate or overload of motor due to too large flow rate.

最小进口压力 NPSH

如果泵中的压力低于输送液体的蒸汽压力，可能发生气蚀，为避免气蚀，确保泵进口侧有一最小压力，最大吸程 H[m]可按下式计算:

$H = P_b \times 10.2 - NPSH - H_f - H_v - H_s$

P_b = 大气压力 [bar]

（大气压力可设定为 1bar）

在闭式系统中，P_b 为系统压力[bar]

NPSH = 净正吸头[m]

（可从 NPSH 曲线上泵可能的最大流量处读取）

H_f = 入口的管路损失[m]

H_v = 蒸汽压力[m]

H_s = 安全余量 = 最小 0.5m 水头

如计算所得 H 为正值，泵可在最大吸程 H 情况下运行。

如计算所得H为负值，必须有一最小进口压力H的水头。

并联运行

将多台泵并联取代一台大泵可能更具优越性

- 在变流量系统中，适应系统所需工作点。
- 增加供水可能性，因为当泵出故障时，仅影响系统的部分流量。

Minimum inlet pressure NPSH

In case that the pressure in pump is lower than the steam pressure used to convey liquid, the cavitations will occur. To avoid cavitations, a minimum pressure at the inlet side of the pump shall be guaranteed. The maximum suction stroke can be calculated with following formula:

$H = P_b \times 10.2 - NPSH - H_f - H_v - H_s$

P_b = atmosphere pressure [bar]

(can be set as 1bar)

In a closed system, Pb means system pressure [bar]

NPSH = Net positive suction head [m]

(It can be read out from the point of possible max. flow rate shown on NPSH curve)

H_f = Pipeline loss at the inlet [m]

H_v = Steam pressure [m]

H_s = Safety margin = Minimum 0.5m delivery head

If the calculated result H is positive, the pump may run under the max. suction stroke H.

In case the calculated result H is negative, a delivery head of min. inlet pressure is necessary.

Operation in parallel

Connecting several pumps in parallel running will benefit much more than running a single large pump.

- Applicable to different working states necessary in a variable flow system.
- Increasing the possibility of water supply when the pump is in failure. Because in case of pump failure, only part of the system flow is effected.

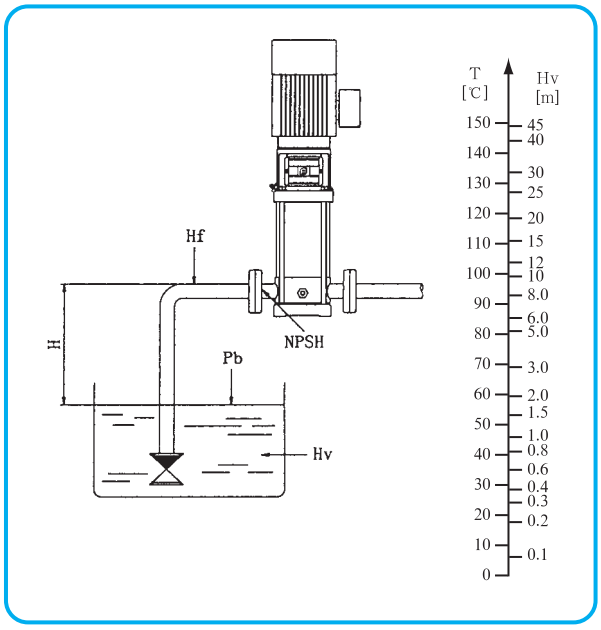

检查确保泵不会／没有处于气蚀状态

Check and ensure that the pump is not at cavitations state.

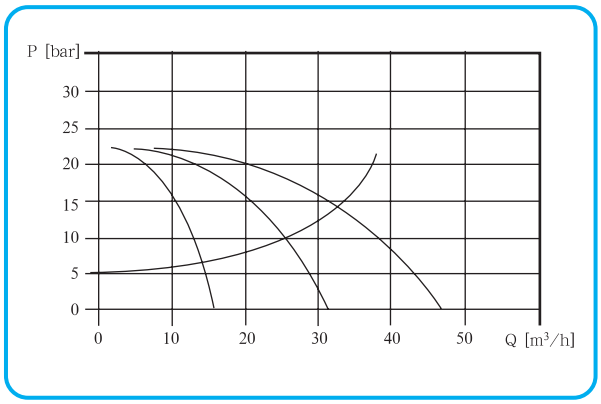

如果工作需求变化考虑将两台或更多台并联

Two pumps or more can be connected in parallel running if necessary.

性能曲线 / Performance curve

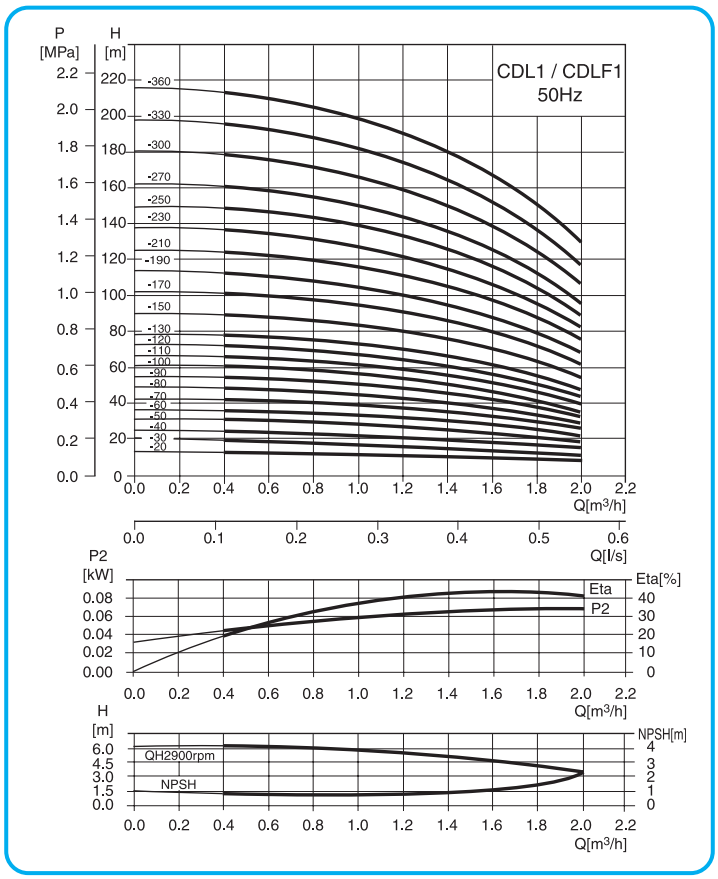

CDL, CDLF1

安装图 / Installation sketch

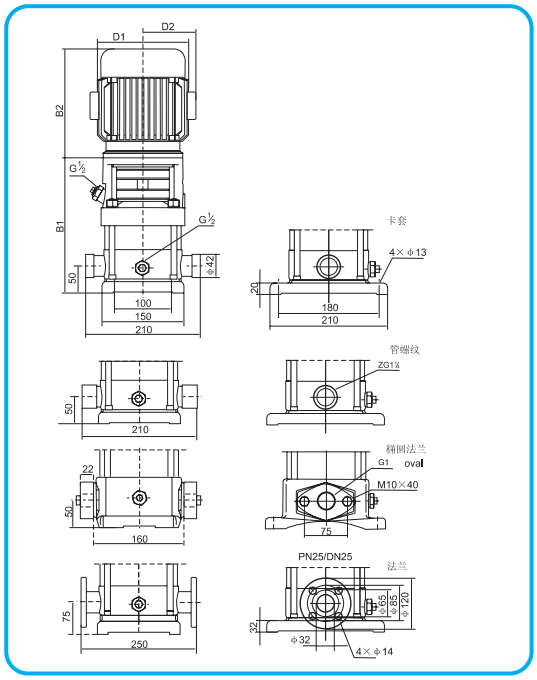

性能表 / Performance table

型号 Model	配用电机 (kW) Driving motor	Q (m³/h)	0.4	0.6	0.8	1.0	1.2	1.4	1.6	1.8	2.0
CDL1-20	0.37		13	12.5	12	11.5	11	10.5	10	9.5	9
CDL1-30	0.37		19	18	17.5	17	16.5	16	15	14	12
CDL1-40	0.37		24	23.5	23	22.5	21.5	21	19	18	16
CDL1-50	0.37		30	29.6	29	28	27	26	24	22	20
CDL1-60	0.37		36	35.5	35	33.5	33	31	28	26	23
CDL1-70	0.37		42	41	40.5	39	38	36	33	30	27
CDL1-80	0.55		48	47	46	45	43	41	38	34	30
CDL1-90	0.55		54	53	52	51	49	46	43	39	33
CDL1-100	0.55		60	59	58	57	54	51	48	43	36
CDL1-110	0.55		66	65	63	61	59	56	52	47	40
CDL1-120	0.75	H	72	71	69	67	64	61	57	51	44
CDL1-130	0.75	(m)	78	77	75	73	69	66	62	55	47
CDL1-150	0.75		89	88	86	84	79	76	71	63	55
CDL1-170	1.1		101	99	97	95	89	86	80	71	62
CDL1-190	1.1		113	110	108	106	99	96	89	79	69
CDL1-210	1.1		124	122	120	117	110	106	98	87	75
CDL1-230	1.1		137	133	131	128	121	116	107	96	82
CDL1-250	1.5		149	145	143	139	131	126	116	104	89
CDL1-270	1.5		161	157	155	150	141	136	125	112	95
CDL1-300	1.5		178	175	171	166	157	150	139	124	106
CDL1-330	2.2		196	192	188	183	173	165	154	137	118
CDL1-360	2.2		214	210	205	200	190	181	169	151	130

尺寸和重量 / Size and weight

型号 /Model	尺寸(mm) / Size					重量(kg) Weight
	B1	B2	B1+B2	D1	D2	
CDL1-20	238	210	448	148	117	20
CDL1-30	238	210	448	148	117	20
CDL1-40	256	210	466	148	117	20
CDL1-50	274	210	484	148	117	20
CDL1-60	292	210	502	148	117	20
CDL1-70	310	210	520	148	117	20
CDL1-80	328	210	538	148	117	22
CDL1-90	346	210	556	148	117	22
CDL1-100	364	210	574	148	117	22
CDL1-110	382	210	592	148	117	22
CDL1-120	405	245	650	170	142	25
CDL1-130	423	245	668	170	142	25
CDL1-150	459	245	704	170	142	25
CDL1-170	495	245	740	170	142	28
CDL1-190	531	245	776	170	142	28
CDL1-210	567	245	812	170	142	30
CDL1-230	603	245	848	170	142	33
CDL1-250	656	290	946	190	155	40
CDL1-270	692	290	982	190	155	40
CDL1-300	746	290	1036	190	155	40
CDL1-330	800	290	1090	190	155	45
CDL1-360	854	290	1144	190	155	45

CDL1-250 ~ 1-360 无椭圆法兰型管路联接 / CDL1-250 ~ 1-360 sub-connection of pipeline without oval flange.

性能曲线 / Performance curve

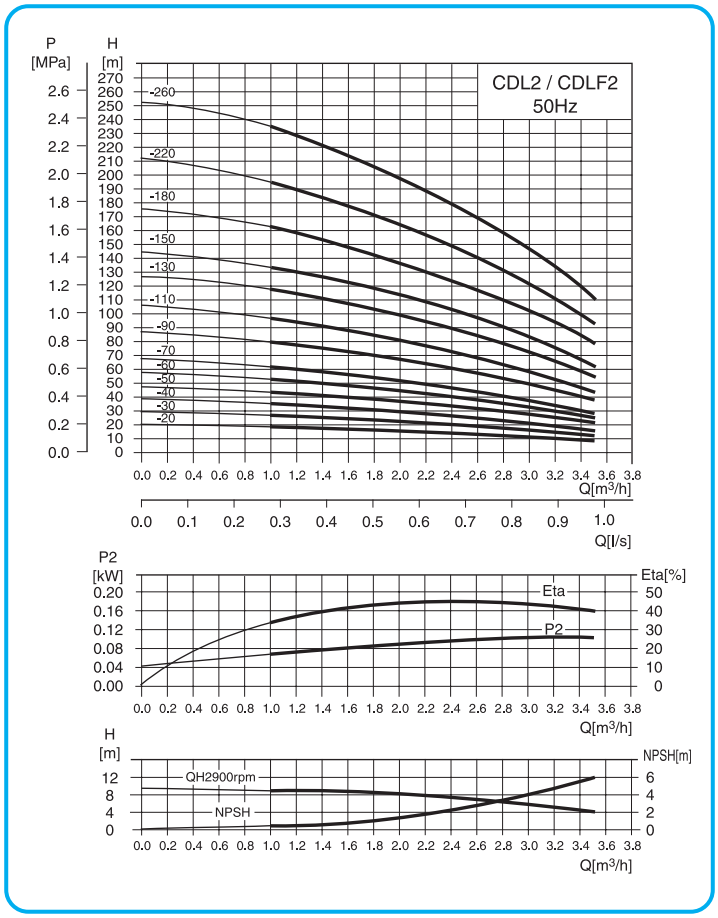

CDL, CDLF2

安装图 / Installation sketch

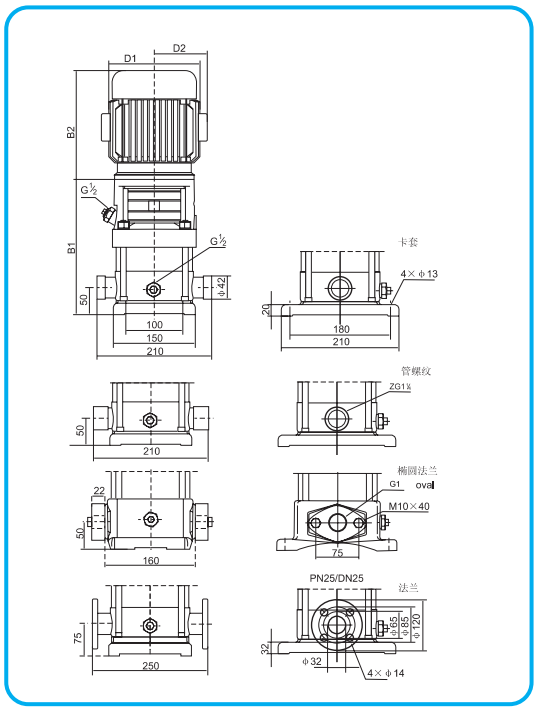

性能表 / Performance table

型号 Model	配用电机 (kW) Driving motor	Q (m³/h)	1	1.2	1.6	2.0	2.4	2.8	3.2	3.5
CDL2-20	0.37	H (m)	18	17	16	15	13	12	10	8
CDL2-30	0.37		27	26	24	22	20	18	15	12
CDL2-40	0.55		36	35	33	30	26	24	20	16
CDL2-50	0.55		45	43	40	37	33	30	24	20
CDL2-60	0.75		53	52	50	45	40	36	30	24
CDL2-70	0.75		63	61	57	52	47	41	35	28
CDL2-90	1.1		80	78	73	67	61	54	45	37
CDL2-110	1.1		98	95	89	82	73	64	54	44
CDL2-130	1.5		116	114	106	98	89	78	65	52
CDL2-150	1.5		134	130	123	112	100	90	73	60
CDL2-180	2.2		161	157	148	136	121	108	91	76
CDL2-220	2.2		197	192	180	165	148	130	110	90
CDL2-260	3.0		232	228	214	198	179	158	130	110

尺寸和重量 / Size and weight

型号 Model	尺寸(mm) / Size					重量(kg) Weight
	B 1	B 2	B 1+B 2	D1	D2	
CDL2-20	238	210	448	148	117	20
CDL2-30	238	210	448	148	117	20
CDL2-40	256	210	466	148	117	20
CDL2-50	274	210	484	148	117	20
CDL2-60	297	245	542	170	142	25
CDL2-70	315	245	560	170	142	25
CDL2-90	351	245	596	170	142	30
CDL2-110	387	245	632	170	142	30
CDL2-130	440	290	730	190	155	35
CDL2-150	476	290	766	190	155	35
CDL2-180	530	290	820	190	155	40
CDL2-220	602	290	892	190	155	45
CDL2-260	682	315	997	197	165	50

CDL2-180 ~ 2-260 无椭圆法兰型管路联接 / CDL2-180 ~ 2-260 sub-connection of pipeline without oval flange.

性能曲线 / Performance curve

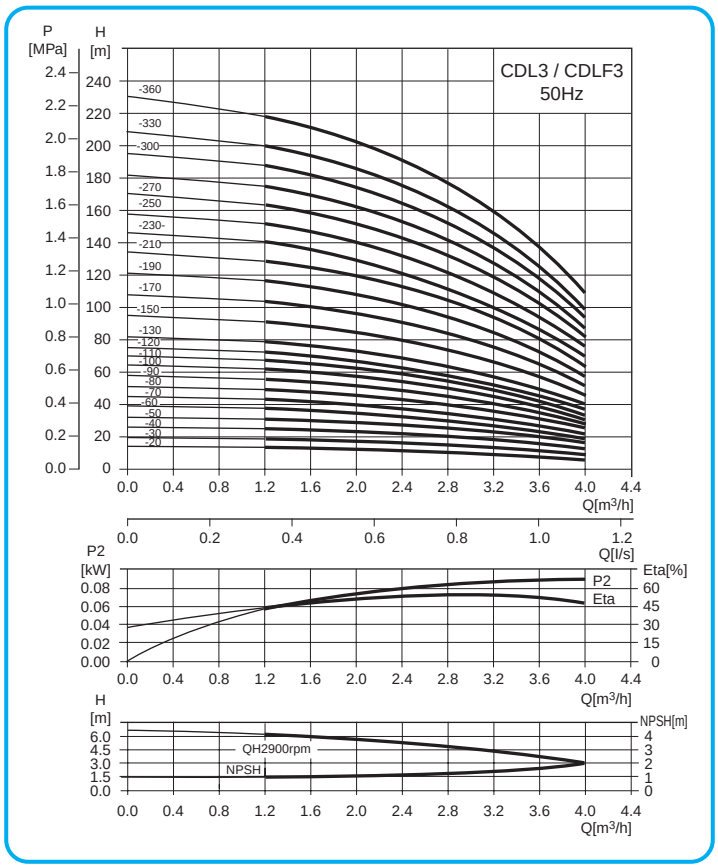

CDL, CDLF3

安装图 / Installation sketch

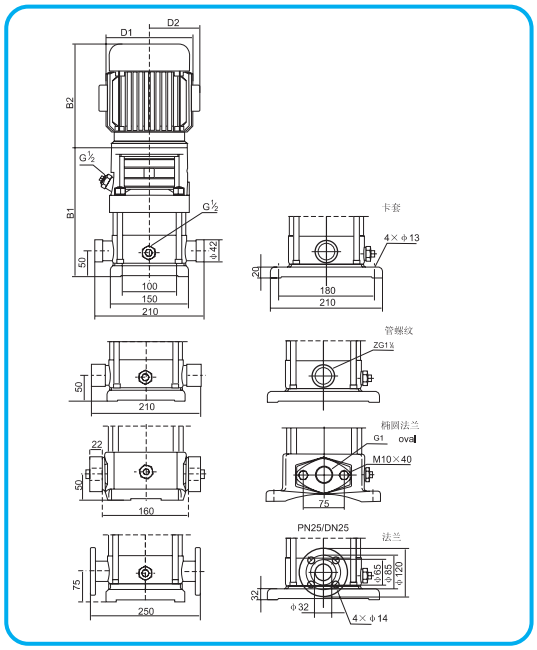

性能表 / Performance table

型号 Model	配用电机 (kW) Driving motor	Q (m³/h)	1.2	1.6	2.0	2.4	2.8	3.0	3.2	3.6	4.0
CDL3-20	0.37	H (m)	12.5	11.5	11	10.5	10	9	8	7	6
CDL3-30	0.37		19	18.5	17.5	16.5	15	14	13	11	9
CDL3-40	0.37		25	24	23	21.5	20	19	18	15	12
CDL3-50	0.37		31	30	29	27	25	23	22	19	16
CDL3-60	0.55		36	35	34	32	30	28	27	23	19
CDL3-70	0.55		43	41	39	37	34	32	31	27	22
CDL3-80	0.75		49	47	45	43	39	37	35	31	25
CDL3-90	0.75		55	53	51	48	45	42	40	35	28
CDL3-100	0.75		61	59	57	54	50	47	45	39	31
CDL3-110	1.1		67	64	61	58	54	51	49	42	34
CDL3-120	1.1		73	70	67	63	58	55	52	45	37
CDL3-130	1.1		78	76	73	69	64	60	57	49	40
CDL3-150	1.1		90	88	84	79	73	69	66	57	46
CDL3-170	1.5		103	100	96	90	83	79	75	64	52
CDL3-190	1.5		115	112	107	100	92	88	83	72	58
CDL3-210	2.2		128	124	119	112	102	98	91	79	64
CDL3-230	2.2		140	135	130	122	112	107	100	86	70
CDL3-250	2.2		151	147	141	131	122	116	109	94	76
CDL3-270	2.2		164	159	152	143	132	124	117	101	82
CDL3-290	2.2		175	170	163	153	142	133	126	109	88
CDL3-310	3.0		187	182	175	165	153	142	135	116	94
CDL3-330	3.0		199	194	187	176	163	151	145	125	100
CDL3-360	3.0		218	212	204	192	178	168	159	137	109

尺寸和重量 / Size and weight

型号 Model	尺寸(mm) / Size					重量(kg) Weight
	B1	B2	B1+B2	D1	D2	
CDL3-20	238	210	448	148	117	20
CDL3-30	238	210	448	148	117	20
CDL3-40	256	210	466	148	117	20
CDL3-50	274	210	484	148	117	20
CDL3-60	292	210	502	148	117	22
CDL3-70	310	210	520	148	117	22
CDL3-80	333	245	578	170	142	22
CDL3-90	351	245	596	170	142	22
CDL3-100	369	245	614	170	142	22
CDL3-110	387	245	632	170	142	25
CDL3-120	405	245	650	170	142	25
CDL3-130	423	245	668	170	142	25
CDL3-150	459	245	704	170	142	25
CDL3-170	512	290	802	190	155	30
CDL3-190	548	290	838	190	155	35
CDL3-210	584	290	874	190	155	35
CDL3-230	620	290	910	190	155	40
CDL3-250	656	290	946	190	155	40
CDL3-270	692	290	982	190	155	40
CDL3-290	728	290	1018	190	155	40
CDL3-310	772	315	1087	197	165	45
CDL3-330	808	315	1123	197	165	50
CDL3-360	862	315	1177	197	165	50

CDL3-250 ~ 3-360 无椭圆法兰型管路联接 / sub-connection of pipeline without oval flange.

性能曲线 / Performance curve

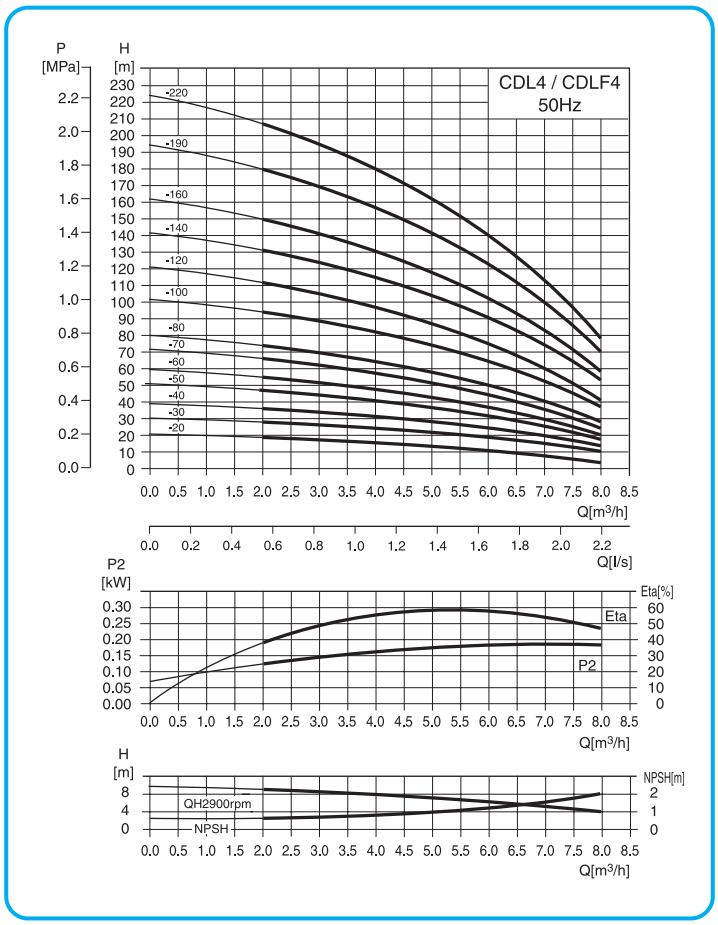

CDL, CDLF4

安装图 / Installation sketch

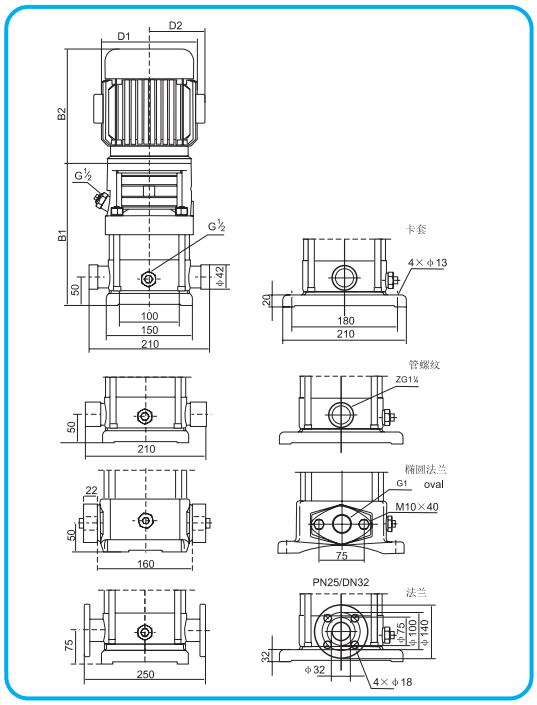

性能表 / Performance table

型号 Model	配用电机 (kW) Driving motor	Q (m³/h)	1.5	2.0	3.0	4.0	5.0	6.0	7.0	8.0
CDL4-20	0.37	H (m)	19	18	17	15	13	10	8	6
CDL4-30	0.55		28	27	26	24	20	18	13	10
CDL4-40	0.75		38	36	34	32	27	24	19	13
CDL4-50	1.1		47	45	43	40	34	31	23	17
CDL4-60	1.1		56	54	52	48	41	37	28	20
CDL4-70	1.5		66	63	61	56	48	43	33	24
CDL4-80	1.5		74	72	70	64	55	50	38	27
CDL4-100	2.2		96	90	87	81	71	62	48	34
CDL4-120	2.2		114	108	104	95	85	75	58	41
CDL4-140	3.0		136	126	122	112	101	89	68	48
CDL4-160	3.0		152	144	140	129	115	101	78	55
CDL4-190	4.0		183	171	168	153	137	122	93	67
CDL4-220	4.0		211	200	192	178	160	138	108	79

CDL4-190 ~ 4-220 无椭圆法兰型管路联接 / sub-connection of pipeline without oval flange.

尺寸和重量 / Size and weight

型号 Model	尺寸(mm) / Size					重量(kg) Weight
	B1	B2	B1+B2	D1	D2	
CDL4-20	238	210	448	148	117	20
CDL4-30	265	210	475	148	117	20
CDL4-40	297	245	542	170	142	20
CDL4-50	324	245	569	170	142	25
CDL4-60	351	245	596	170	142	25
CDL4-70	395	290	685	190	155	30
CDL4-80	422	290	712	190	155	30
CDL4-100	476	290	766	190	155	30
CDL4-120	530	290	820	190	155	35
CDL4-140	592	315	907	197	165	35
CDL4-160	646	315	961	197	165	40
CDL4-190	727	335	1062	230	188	45
CDL4-220	808	335	1143	230	188	50

性能曲线 / Performance curve

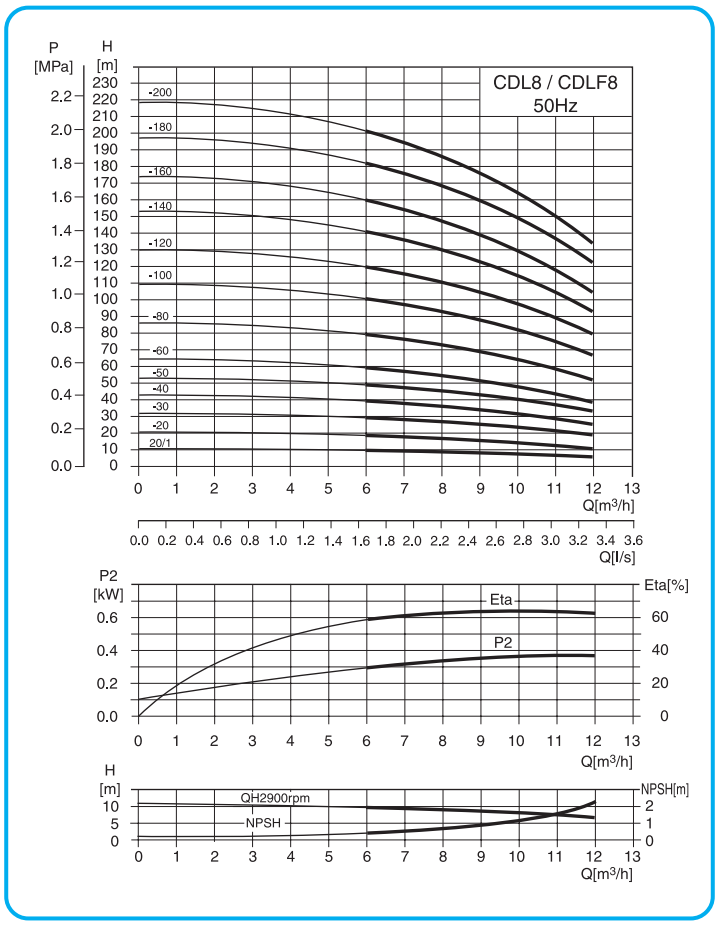

CDL, CDLF8

安装图 / Installation sketch

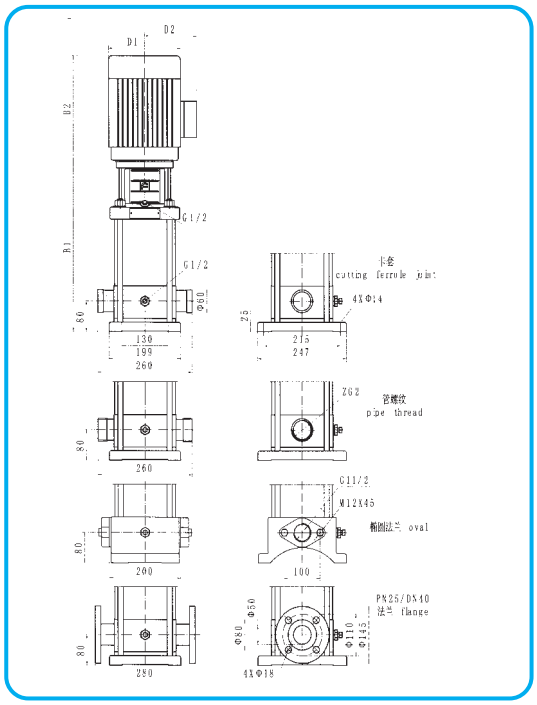

性能表 / Performance table

型号 Model	配用电机 (kW) Driving motor	Q (m³/h)	5	6	7	8	9	10	11	12
CDL8-20/1	0.75	H (m)	10	9.5	9.3	9	8.5	8	7	6
CDL8-20	0.75		20	19.5	19	18	17	16	14	13
CDL8-30	1.1		30	29.5	28.5	27	25	24	21	19
CDL8-40	1.5		41	39.5	38	36	34	32	28	26
CDL8-50	2.2		52	50	48	45	42	40	36	32
CDL8-60	2.2		62	60	57	54	51	48	43	39
CDL8-80	3.0		83	80	77	73	69	65	58	52
CDL8-100	4.0		104	100	97	92	87	81	73	65
CDL8-120	4.0		124	120	116	111	104	92	87	78
CDL8-140	5.5		145	141	136	130	122	113	102	92
CDL8-160	5.5		166	161	156	148	139	130	118	106
CDL8-180	7.5		187	182	175	167	157	146	134	120
CDL8-200	7.5		208	202	195	186	175	163	150	135

CDL8-140 ~ 8-200 无椭圆法兰型管路联接 / sub-connection of pipeline without oval flange.

尺寸和重量 / Size and weight

型号 Model	尺寸(mm) / Size					重量(kg) Weight
	B1	B2	B1+B2	D1	D2	
CDL8-20/1	350	245	595	170	142	25
CDL8-20	350	245	595	170	142	25
CDL8-30	380	245	625	170	142	30
CDL8-40	420	290	710	190	155	30
CDL8-50	450	290	740	190	155	40
CDL8-60	480	290	770	190	155	40
CDL8-80	550	315	865	197	165	45
CDL8-100	610	335	945	230	188	55
CDL8-120	670	335	1005	230	188	55
CDL8-140	750	430	1180	260	208	80
CDL8-160	810	430	1240	260	208	80
CDL8-180	870	430	1300	260	208	90
CDL8-200	930	430	1360	260	208	90

性能曲线 / Performance curve

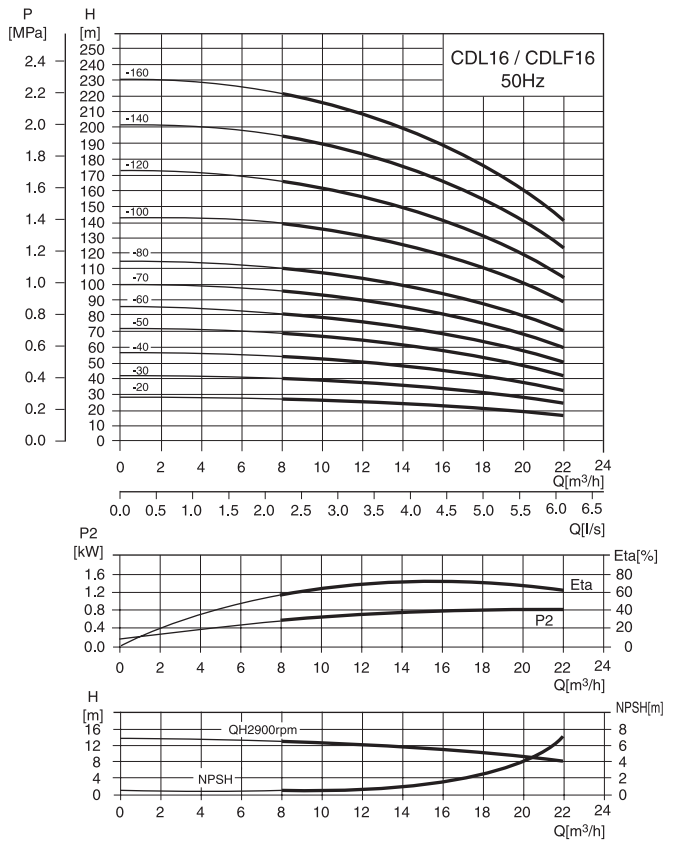

CDL, CDLF16

安装图 / Installation sketch

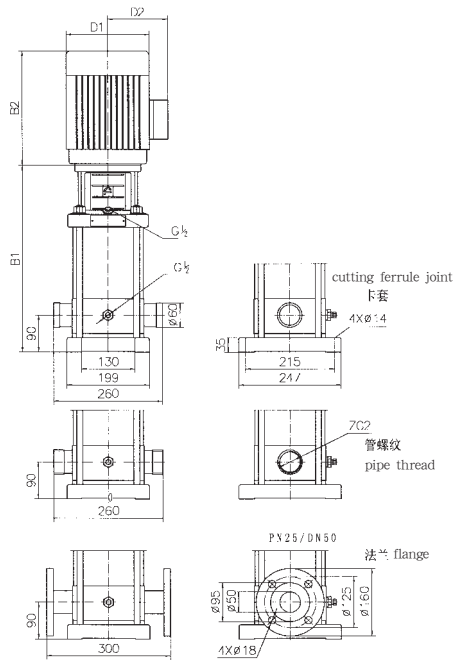

性能表 / Performance table

型号 Model	配用电机 (kW) Driving motor	Q (m³/h)	8	10	12	14	16	18	20	22
CDL16-20	2.2	H (m)	27	26	25	24	22	21	19	16
CDL16-30	3.0		41	40	38	37	34	32	26	25
CDL16-40	4.0		54	53	52	49	46	43	38	34
CDL16-50	5.5		68	67	65	62	58	54	48	43
CDL16-60	5.5		82	80	78	74	70	64	58	52
CDL16-70	7.5		96	95	91	87	82	76	68	61
CDL16-80	7.5		110	108	104	99	94	86	77	70
CDL16-100	11		138	136	131	125	118	109	97	87
CDL16-120	11		166	162	157	150	141	130	116	105
CDL16-140	15		194	190	184	175	166	152	136	122
CDL16-160	15		222	217	210	200	189	174	156	140

尺寸和重量 / Size and weight

型号 Model	尺寸(mm) / Size					重量(kg) Weight
	B1	B2	B1+B2	D1	D2	
CDL16-20	400	290	690	190	155	40
CDL16-30	455	315	770	197	165	50
CDL16-40	500	335	835	230	188	55
CDL16-50	565	430	995	260	208	70
CDL16-60	610	430	1040	260	208	75
CDL16-70	655	430	1085	260	208	80
CDL16-80	700	430	1130	260	208	80
CDL16-100	820	490	1310	330	255	140
CDL16-120	910	490	1400	330	255	145
CDL16-140	1000	490	1490	330	255	160
CDL16-160	1090	490	1580	330	255	165

性能曲线 / Performance curve

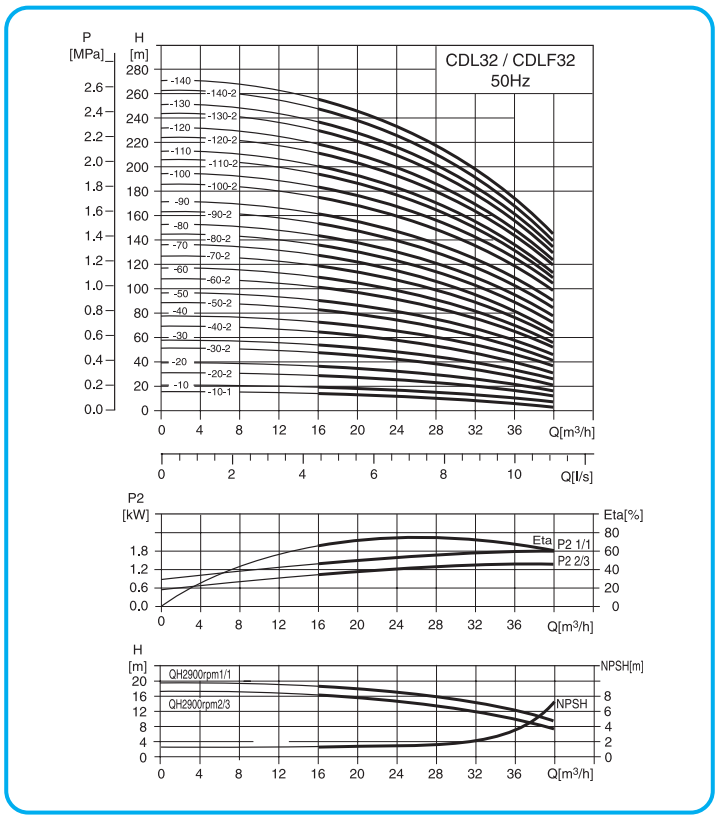

CDL, CDLF32

安装图 / Installation sketch

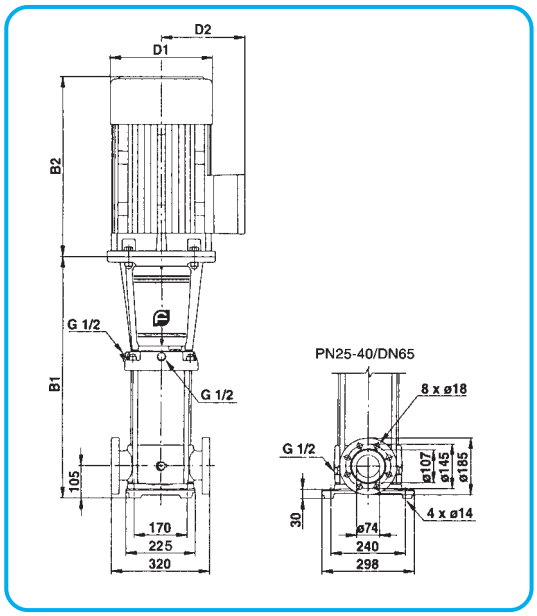

性能表 / Performance table

型号 Model	配用电机 (kW) Driving motor	Q (m³/h)	16	20	24	28	32	36	40
CDL32-10-1	1.5	H (m)	14	13	12	11	9	7	4
CDL32-10	2.2		18	17	15	14	13	11	8
CDL32-20-2	3.0		29	28	26	23	20	16	11
CDL32-20	4.0		36	34	32	29	27	23	18
CDL32-30-2	5.5		47	44	41	38	33	28	21
CDL32-30	5.5		54	51	48	44	40	35	27
CDL32-40-2	7.5		65	62	58	53	46	40	30
CDL32-40	7.5		72	69	65	59	53	47	37
CDL32-50-2	11		83	79	74	68	60	52	41
CDL32-50	11		90	86	81	74	67	59	47
CDL32-60-2	11		101	97	90	83	74	65	51
CDL32-60	11		108	104	97	90	81	72	57
CDL32-70-2	15		119	114	107	98	88	78	60
CDL32-70	15		126	121	113	105	95	85	67
CDL32-80-2	15		136	131	123	114	102	90	71
CDL32-80	15		144	138	130	120	109	97	77
CDL32-90-2	18.5		154	148	140	129	117	102	82
CDL32-90	18.5		162	156	147	136	124	109	88
CDL32-100-2	18.5		175	166	157	146	131	115	91
CDL32-100	18.5		182	173	164	152	138	122	98
CDL32-110-2	22		193	184	173	164	146	128	102
CDL32-110	22		200	191	180	168	153	135	109
CDL32-120-2	22		211	201	189	178	160	140	113

尺寸和重量 / Size and weight

型号 Model	尺寸(mm) / Size					重量(kg) Weight
	B1	B2	B1+B2	D1	D2	
CDL32-10-1/CDL32-10	505	290	795	190	155	68/71
CDL32-20-2/CDL32-20	575	315/335	890/910	197/230	165/188	78/84
CDL32-30-2/CDL32-30	645	430	1075	260	208	93
CDL32-40-2/CDL32-40	715	430	1145	260	208	102
CDL32-50-2/CDL32-50	890	490	1380	330	255	172
CDL32-60-2/CDL32-60	960	490	1450	330	255	176
CDL32-70-2/CDL32-70	1030	490	1520	330	255	188
CDL32-80-2/CDL32-80	1100	490	1590	330	255	192
CDL32-90-2/CDL32-90	1170	550	1720	330	255	218
CDL32-100-2/CDL32-100	1240	550	1790	330	255	222
CDL32-110-2/CDL32-110	1310	590	1900	360	285	259
CDL32-120-2/CDL32-120	1380	590	1970	360	285	263
CDL32-130-2/CDL32-130	1450	660	2110	400	310	327
CDL32-140-2/CDL32-140	1520	660	2180	400	310	331

性能表 / Performance table

型号 Model	配用电机 (kW) Driving motor	Q (m³/h)	16	20	24	28	32	36	40
CDL32-120	22	H (m)	218	208	196	184	167	147	120
CDL32-130-2	30		230	218	206	193	174	153	124
CDL32-130	30		237	225	213	200	181	160	131
CDL32-140-2	30		247	235	222	210	189	165	135
CDL32-140	30		255	242	229	216	196	172	142

性能曲线 / Performance curve

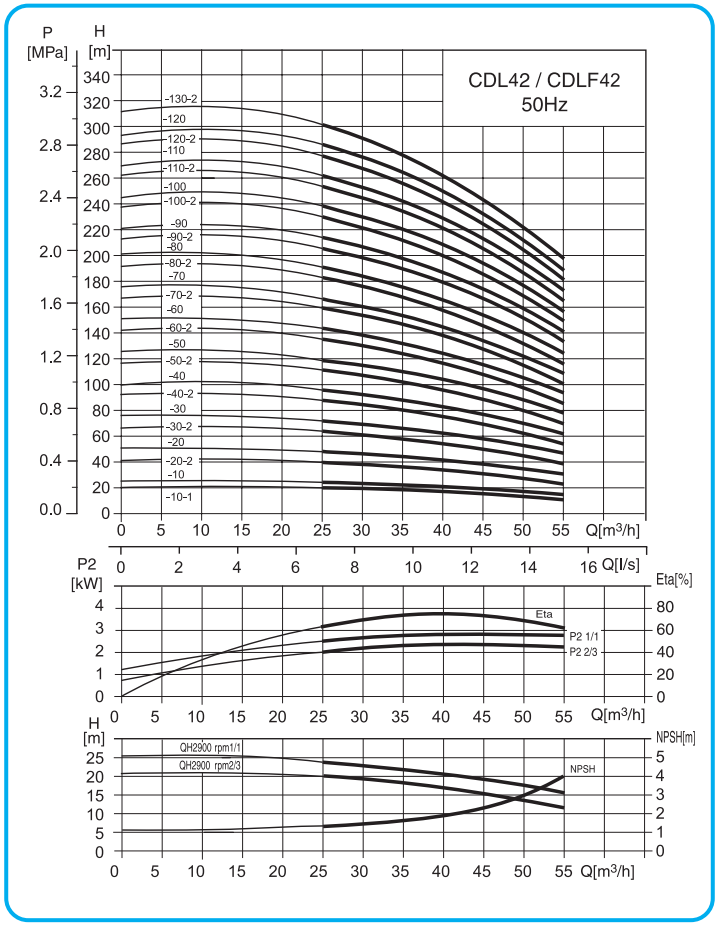

CDL, CDLF42

安装图 / Installation sketch

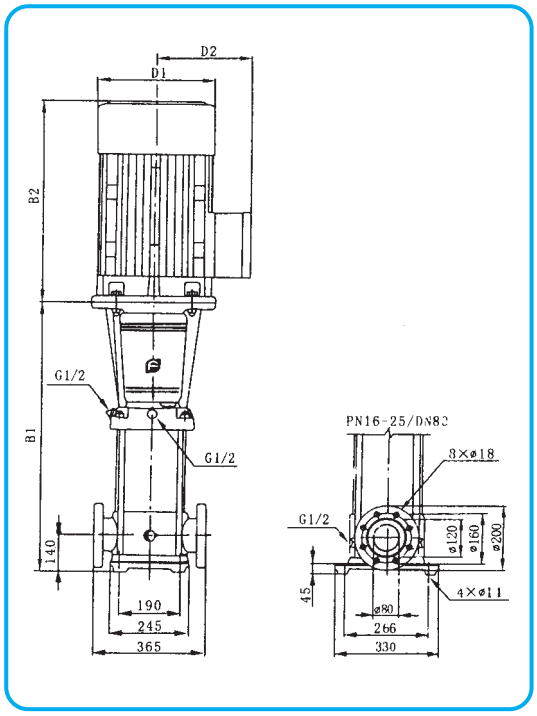

性能表 / Performance table

型号 Model	配用电机 (kW) Driving motor	Q (m³/h)	25	30	35	40	42	45	50	55
CDL42-10-1	3.0	H (m)	20	19	18	17	16	15	13	11
CDL42-10	4.0		24	23	22	21	20	19	18	16
CDL42-20-2	5.5		40	38	36	33	32	30	27	23
CDL42-20	7.5		48	46	44	42	41	39	35	31
CDL42-30-2	11		63	61	58	54	52	50	44	38
CDL42-30	11		71	69	66	63	61	58	53	47
CDL42-40-2	15		87	84	80	75	73	69	62	54
CDL42-40	15		95	92	88	84	81	78	71	62
CDL42-50-2	18.5		111	107	102	96	93	88	80	69
CDL42-50	18.5		119	115	110	105	101	97	88	78
CDL42-60-2	22		135	130	124	117	113	108	97	85
CDL42-60	22		143	138	132	125	122	116	106	93
CDL42-70-2	30		158	152	146	138	134	127	115	100
CDL42-70	30		166	161	154	146	142	135	124	109
CDL42-80-2	30		182	175	168	159	154	146	133	116
CDL42-80	30		190	184	176	167	162	154	141	124
CDL42-90-2	30		205	198	190	180	174	166	150	132
CDL42-90	37		214	207	198	188	183	174	159	140
CDL42-100-2	37		230	221	212	200	194	185	168	147
CDL42-100	37		238	230	220	209	203	193	177	155
CDL42-110-2	45		255	246	236	223	217	206	188	165
CDL42-110	45		263	255	244	232	225	214	196	173
CDL42-120-2	45		280	270	259	245	238	226	206	181
CDL42-120	45		289	280	268	255	247	236	216	190
CDL42-130-2	45		305	294	282	267	259	247	225	198

尺寸和重量 / Size and weight

型号 Model	尺寸(mm) / Size					重量(kg) Weight
	B1	B2	B1+B2	D1	D2	
CDL42-10-1	561	315/335	876/896	197/230	165/188	86/92
CDL42-10						
CDL42-20-2	641	430	1071	260	208	102/107
CDL42-20						
CDL42-30-2	826	490	1316	330	255	175
CDL42-30						
CDL42-40-2	906	490	1396	330	255	187
CDL42-40						
CDL42-50-2	986	550	1536	330	255	208
CDL42-50						
CDL42-60-2	1066	590	1656	360	285	251
CDL42-60						
CDL42-70-2	1146	660	1806	400	310	315
CDL42-70						
CDL42-80-2	1226	660	1886	400	310	319
CDL42-80						
CDL42-90-2	1306	660	1966	400	310	323/343
CDL42-90						
CDL42-100-2	1386	660	2046	400	310	347
CDL42-100						
CDL42-110-2	1466	700	2166	450	345	413
CDL42-110						
CDL42-120-2	1546	700	2246	450	345	417
CDL42-120						
CDL42-130-2	1626	700	2326	450	345	421

性能曲线 / Performance curve

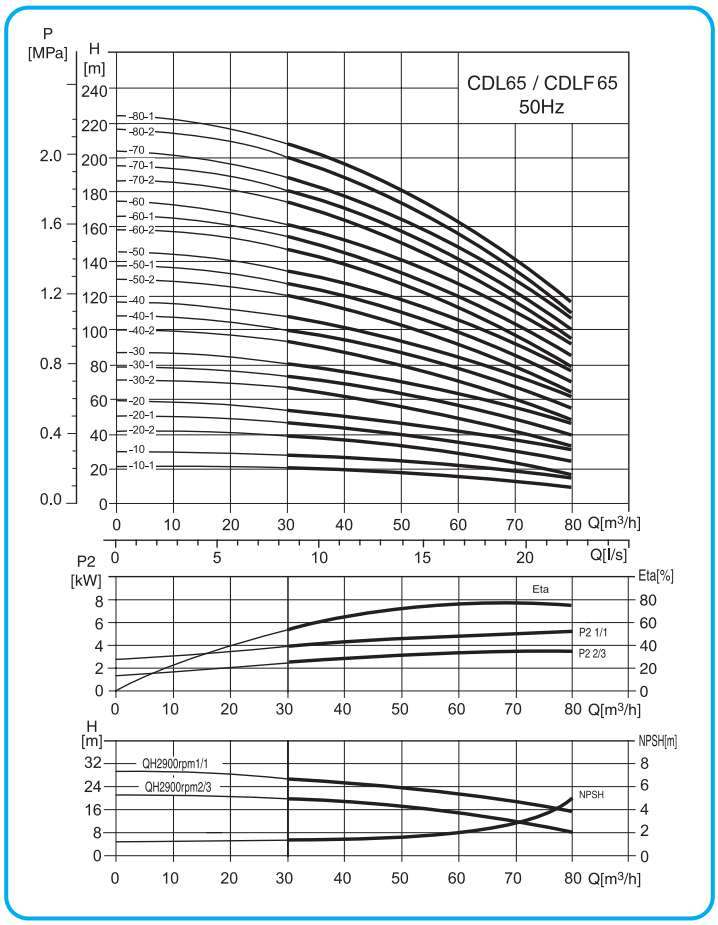

CDL, CDLF65

安装图 / Installation sketch

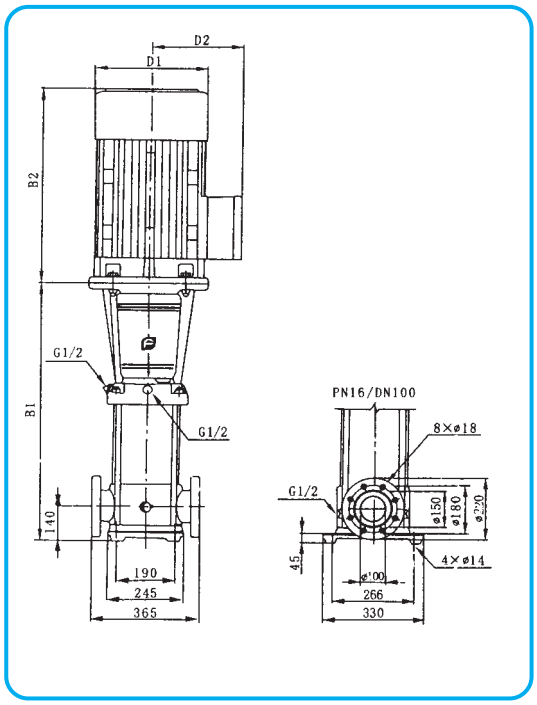

性能表 / Performance table

型号 Model	配用电机 (kW) Driving motor	Q (m³/h)	30	40	50	60	65	70	80
CDL65-10-1	4.0	H (m)	19	18	16	14	13	11	8
CDL65-10	5.5		27	25	23	21	20	18	15
CDL65-20-2	7.5		39	36	33	29	26	23	17
CDL65-20-1	11		46	44	40	36	33	30	24
CDL65-20	11		53	51	47	43	40	37	30
CDL65-30-2	15		66	62	56	50	46	41	32
CDL65-30-1	15		73	69	63	57	53	48	39
CDL65-30	18.5		80	76	70	64	60	55	46
CDL65-40-2	18.5		92	87	80	71	66	60	47
CDL65-40-1	22		100	94	87	78	73	67	54
CDL65-40	22		107	101	94	85	80	74	61
CDL65-50-2	30		121	114	105	95	88	80	64
CDL65-50-1	30		128	121	112	102	95	87	71
CDL65-50	30		136	129	119	109	102	94	78
CDL65-60-2	30		150	142	131	118	110	101	81
CDL65-60-1	37		157	149	138	125	117	108	88
CDL65-60	37		164	156	145	132	124	115	95
CDL65-70-2	37		179	169	156	141	132	121	99
CDL65-70-1	37		186	176	163	148	139	128	106
CDL65-70	45		193	183	170	155	146	135	112
CDL65-80-2	45		207	196	182	164	154	142	116
CDL65-80-1	45		215	203	189	171	161	149	123

尺寸和重量 / Size and weight

型号 Model	尺寸(mm) / Size					重量(kg) Weight
	B1	B2	B1+B2	D1	D2	
CDL65-10-1	561	335	896	230	188	105
CDL65-10	561	430	991	260	208	110
CDL65-20-2	644	430	1074	260	208	120
CDL65-20-1	754	490	1244	330	255	155
CDL65-20	754	490	1244	330	255	155
CDL65-30-2	836	490	1326	330	255	195
CDL65-30-1	836	490	1326	330	255	195
CDL65-30	836	550	1386	330	255	205
CDL65-40-2	919	550	1469	330	255	208
CDL65-40-1	919	590	1509	360	285	260
CDL65-40	919	590	1509	360	285	260
CDL65-50-2	1001	660	1661	400	310	345
CDL65-50-1	1001	660	1661	400	310	345
CDL65-50	1001	660	1661	400	310	345
CDL65-60-2	1084	660	1744	400	310	350
CDL65-60-1	1084	660	1744	400	310	370
CDL65-60	1084	660	1744	400	310	370
CDL65-70-2	1166	660	1826	400	310	375
CDL65-70-1	1166	660	1826	400	310	375
CDL65-70	1166	700	1866	400	310	435
CDL65-80-2	1248	700	1948	460	340	440
CDL65-80-1	1248	700	1948	460	340	440

性能曲线 / Performance curve

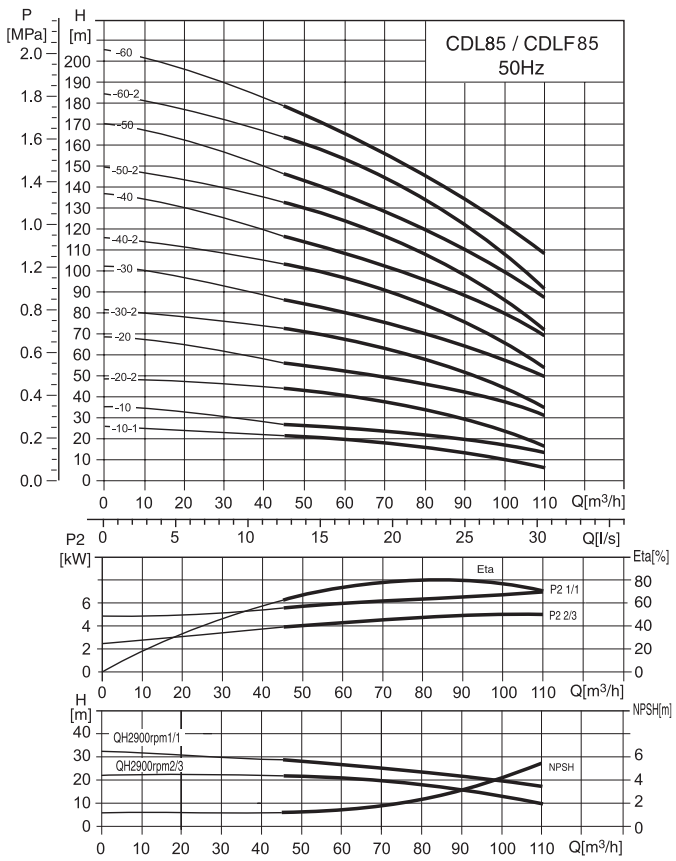

CDL, CDLF85

安装图 / Installation sketch

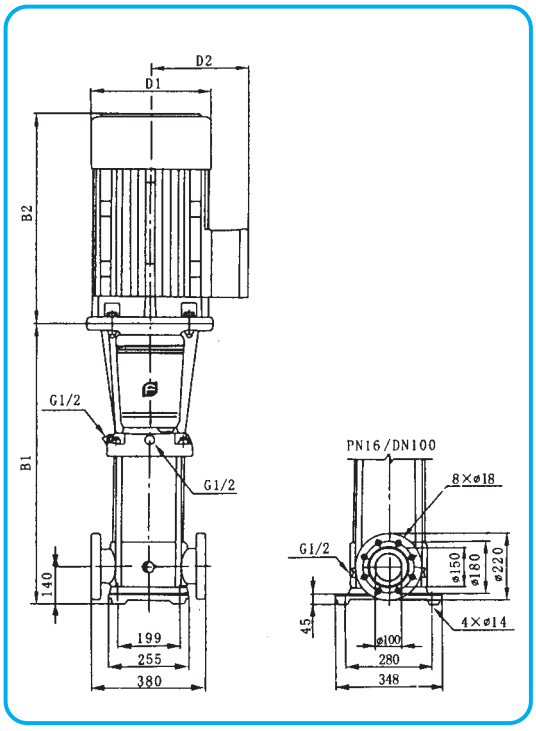

性能表 / Performance table

型号 Model	配用电机 (kW) Driving motor	Q (m³/h)	50	60	70	80	85	90	100	110
CDL85-10-1	5.5	H (m)	22	19	17	16	14	13	10	6
CDL85-10	7.5		25	24	22	21	20	19	16	12
CDL85-20-2	11		41	39	36	32	30	28	22	15
CDL85-20	15		53	50	47	44	41	40	36	30
CDL85-30-2	18.5		68	65	60	55	52	49	41	32
CDL85-30	22		81	77	72	67	64	62	55	48
CDL85-40-2	30		98	93	87	80	75	72	62	50
CDL85-40	30		110	105	100	92	86	84	76	66
CDL85-50-2	37		126	120	113	104	98	93	81	68
CDL85-50	37		139	131	124	115	110	106	94	83
CDL85-60-2	45		155	148	139	129	122	117	102	86
CDL85-60	45		168	160	150	141	134	130	117	103

尺寸和重量 / Size and weight

型号 Model	尺寸(mm) / Size					重量(kg) Weight
	B1	B2	B1+B2	D1	D2	
CDL85-10-1	571	430	1001	260	208	120
CDL85-10	571	430	1001	260	208	122
CDL85-20-2	773	490	1263	330	255	165
CDL85-20	773	490	1263	330	255	198
CDL85-30-2	865	550	1415	330	255	212
CDL85-30	865	590	1455	360	285	265
CDL85-40-2	957	660	1617	400	310	348
CDL85-40	957	660	1617	400	310	348
CDL85-50-2	1049	660	1709	400	310	375
72CDL85-50	1049	660	1709	400	310	375
CDL85-60-2	1141	700	1841	460	340	438
CDL85-60	1141	700	1841	460	340	438